

Migration Guide

Customs Management DVA (NCTS5) Migration Guide (NL)

August 2024

www.aeb.com

AEB

The AEB logo is a large, colorful triangle in the bottom right corner of the page. The triangle is filled with a gradient of colors, transitioning from purple at the top to blue, green, yellow, and orange at the bottom. The letters 'AEB' are printed in white at the bottom right of the triangle.

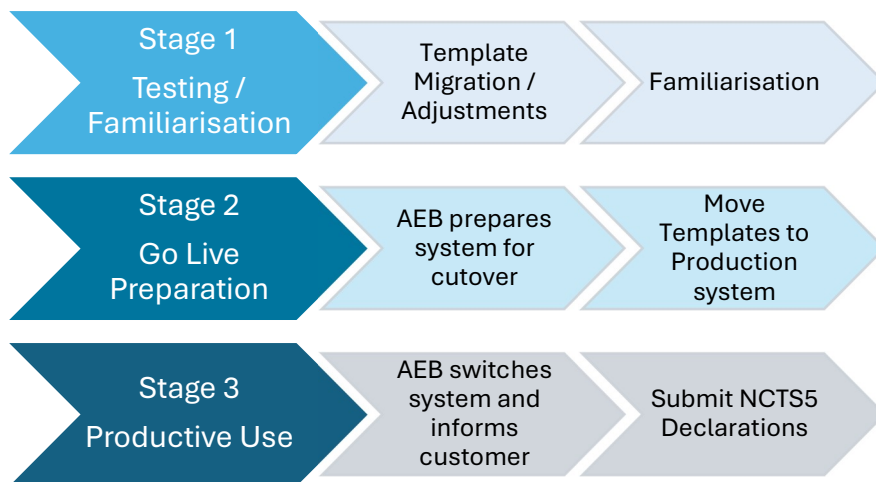
Content

1	Migration Plan	1
1.1	Stage 1: Testing / Familiarisation	1
1.1.1	Template Migration and adjustments	1
1.1.2	Familiarisation	2
1.2	Stage 2: Go Live Preparation	2
1.3	Stage 3: Go Live and Onwards	2
2	Responsibilities and what AEB will provide	3
2.1	Your Responsibility	3
2.2	What AEB will provide	3

This guide covers the migration from NCTS4 to DVA (NCTS5) NL within the AEB Customs Management solution. This is to be used in tandem with articles found in the [NCTS Phase 5 Migration](#) section of the AEB Help Center.

1 Migration Plan

The diagram below outlines the 3 stages and key points for the migration of your AEB Customs Management solution from NCTS4 to DVA. Please review and make sure that you follow the steps outlined as they are a key part of a successful migration to DVA. Dutch Customs will be switching to DVA on 29th October 2024. From this date, all new NCTS declarations will need to be submitted on the new system. You will no longer be able to submit new declarations using NCTS4 from this date, however declarations submitted prior to this date and still open will be completed in NCTS4 during a dual running period.



1.1 Stage 1: Testing / Familiarisation



1.1.1 Template Migration and Adjustments

AEB provides a template converter tool that changes your NCTS4 templates to DVA (NCTS5) templates.

The converter will transfer values that have not changed, from NCTS4 to DVA; it will remove values that are not applicable for DVA, and where possible it will change NCTS4 values to DVA values.

After the conversion, you can download a CSV file which will list the data converted by the tool.

AEB will transfer all of your existing NCTS4 templates and template selectors from your production system to your test system, so that they are available for you to convert to be DVA compatible as part of your preparation and testing. It is your responsibility to check all data within the templates once converted, and ensure that they hold the correct information.

Information regarding templates and conversion of templates can be found in the [AEB Help Center](#).

1.1.2 Familiarisation

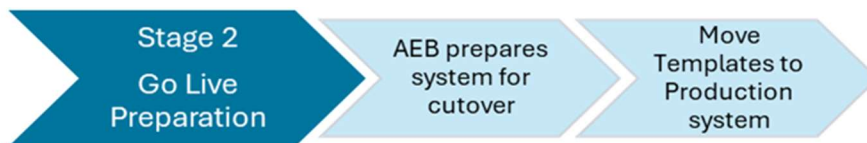
It is important that before the DVA cutover you become familiar with the changes and differences from NCTS4 to DVA. While you will not receive a response from Dutch Customs when sending a test transit declaration, it is highly recommended that you complete a number of test declarations with your own data. Failure to do this will mean that you will be far more likely to encounter issues during cutover. Guidance for the changes in DVA can be found in the [AEB Help Center](#).

Dutch Customs have stated that they will automatically transfer business specific information, such as authorisation information, which they hold. Dutch Customs will issue updated guarantee reference numbers directly to businesses; if you have not received this or require further information please contact Dutch Customs directly. Once this information has been received you will need to review your templates to ensure that you have updated the guarantee reference within them.

API

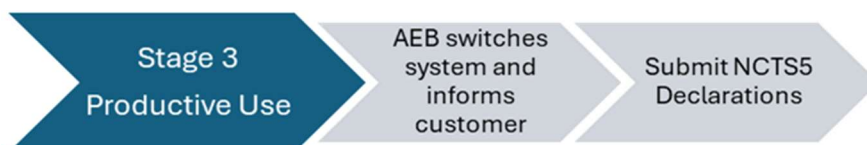
If you have written an API to send data to the AEB Customs Management solution for NCTS4, you may wish to modify the API to change data values or send extra information if available. For further information on the API please consult the [Customs Management API Hub](#).

1.2 Stage 2: Go Live Preparation



- Any templates that have been created or modified on the test system will need to be copied over to the production system. It is your responsibility to do this, and guidance on this process can be found in the [Help Center](#).

1.3 Stage 3: Go Live and Onwards



- You will now be able to send live DVA declarations in your production system.
- Once your system has been changed to DVA, you can contact the AEB team either through Zendesk or by emailing support@aeb.com in accordance with the support agreement that you have in place.

2 Responsibilities and what AEB will provide

2.1 Your Responsibility

As part of the migration, it is your responsibility to carry out appropriate steps and actions to make the migration successful.

- Use your test system and the [AEB Help Center](#) to assist with your DVA migration.
- Carry out the actions as detailed above in readiness for the migration on 29th October 2024.
- Perform appropriate testing covering the needs of your individual business in terms of the data and processes used.
- More information can be found regarding the changes in DVA on the [Dutch Customs website](#).
- Dutch Customs have also provided an FAQ page on their website.

2.2 What AEB will provide

- Setup of a test system to allow you to become familiar with the screens and changes made for DVA.
- Links to Help Center articles covering DVA Migration.
- Cutover of your production system for Customs Management with DVA.
- An email address (NCTSMigration@aeb.com) that you can use to confirm actions and ask the AEB DVA migration team any questions during your testing period.